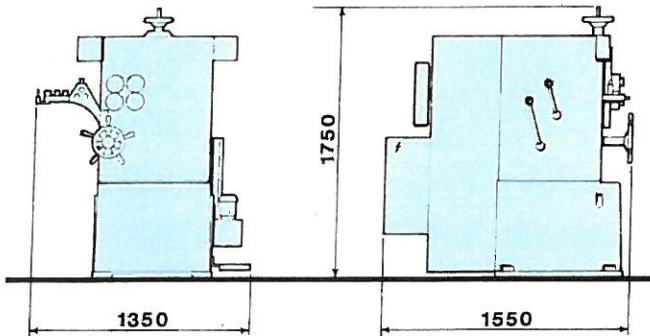


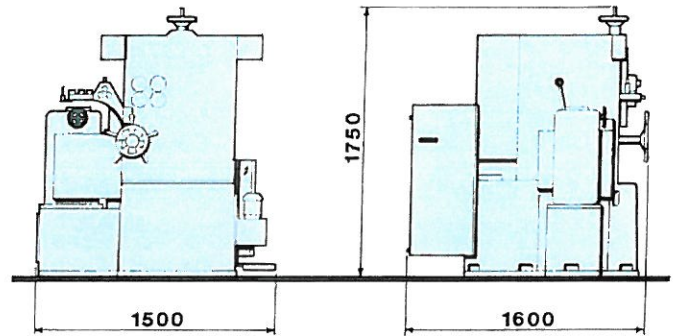
A/2-S A/200 A/200-DC

PRINCIPALI DATI TECNICI - MAIN TECHNICAL DATA - PRINCIPALES DONNEES TECHNIQUES - TECHNISCHE HAUPTDATEN

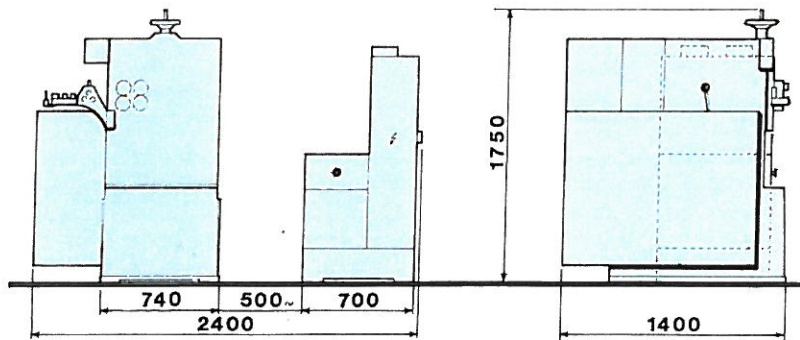
Modello Type Modèle Typ	Diametro del filo Wire dia. Diamètre de fil Draht-Ø	Diam. di avvolg. Coiling dia. Diamètre extérieur des ressorts Zuwickelnder Aussen-Ø	Sviluppo del filo Wire length Longueurs développées Drahteinzugslänge	Produzione max. Max. output Production maxi. Max. Leistung	Potenza Power Puissance Leistung	Peso (ca.) Weight (appr.) Poids (appr.) Gewicht (ca.)
	mm	mm	mm	PCS/min	kW	Kg
A/2-S-60	1 ÷ 4.5 (.039" ÷ .17")	4 ÷ 70 (.15" ÷ 2.7")	(30) 70 ÷ 37.800 (1.2") 3" ÷ 1,490"	180	6	2100
A/2-S-93	1 ÷ 5 (.039" ÷ .19")	10 ÷ 85 (.39" ÷ 3.3")	(57) 121 ÷ 67.000 (2.2") 5" ÷ 2,640"	160	9	2250
A/200-1	1 ÷ 5 (.039" ÷ .19")	10 ÷ 85 (.39" ÷ 3.3")	15 ÷ 350 (.6" ÷ 14") 350 ÷ 700 (14" ÷ 27")	180	12	2400
A/200-2	1 ÷ 5 (.039" ÷ .19")	10 ÷ 85 (.39" ÷ 3.3")	40 ÷ 670 (1.5" ÷ 26") 670 ÷ 1340 (26" ÷ 53")	160	12	2400
A/200-1/DC	1 ÷ 5 (.039" ÷ .19")	10 ÷ 85 (.39" ÷ 3.3")	10 ÷ 350 (.4" ÷ 14") 350 ÷ 700 (14" ÷ 27")	200	24	2500
A/200-2/DC	1 ÷ 5 (.039" ÷ .19")	10 ÷ 85 (.39" ÷ 3.3")	20 ÷ 670 (.8" ÷ 26") 670 ÷ 1340 (26" ÷ 53")	180	24	2500



mod. A/2-S-60
mod. A/2-S-93



mod. A/200



mod. A/200-DC